

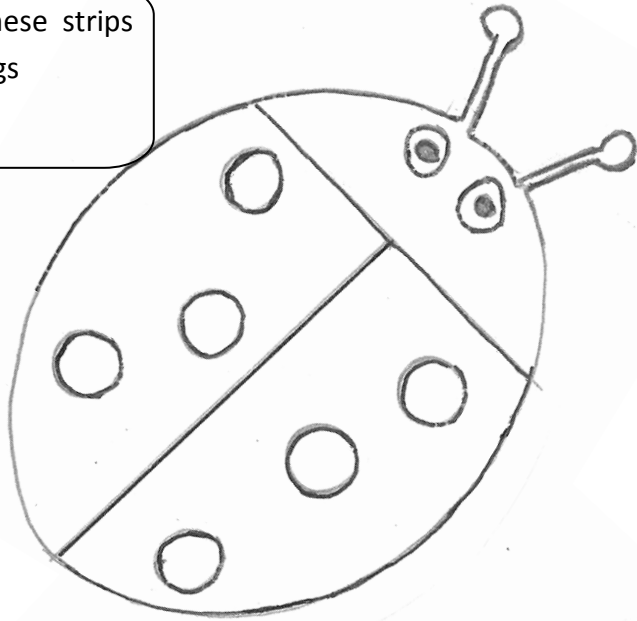



Cut out these strips
for the legs



Decorate and cut
out these insect
shapes.

Incredible Insects!

- Colour and decorate your insects .
- Cut out the insects and the strips for the legs .
- Remember to colour both back and front.
- Stick the straw to the back of the dragonfly .
- Stick the piece of wool to the back of the butterfly.
- Start by placing your strips like this and gluing them where they overlap.



- For more details of how to fold please watch our demonstration video online.
- After finishing all four legs , stick to the underside of the ladybird so that he stands up on his springy legs.
- Display them on your piece of grass green card.